

NRT Distribution in REDCap

One responsibility of pharmacies is to ensure participants receive the correct type and dose of NRT.

All participants will receive 4 weeks of NRT patch (30-day supply), distributed immediately following enrollment.

Half of the participants will also receive the NRT lozenge.

Some participants will receive an additional 4 weeks of NRT patch and/or lozenge (30-day supply), distributed 4-weeks after the first distribution.

Upon enrollment, an NRT prescription will be sent directly to participants' pharmacies through REDCap.

Generic NRT should be provided to patients.

NRT will be billed to participants' insurance, if applicable. The study will cover the cost of the NRT for uninsured participants as well as any costs not covered by insurance including co-pays and co-insurance.

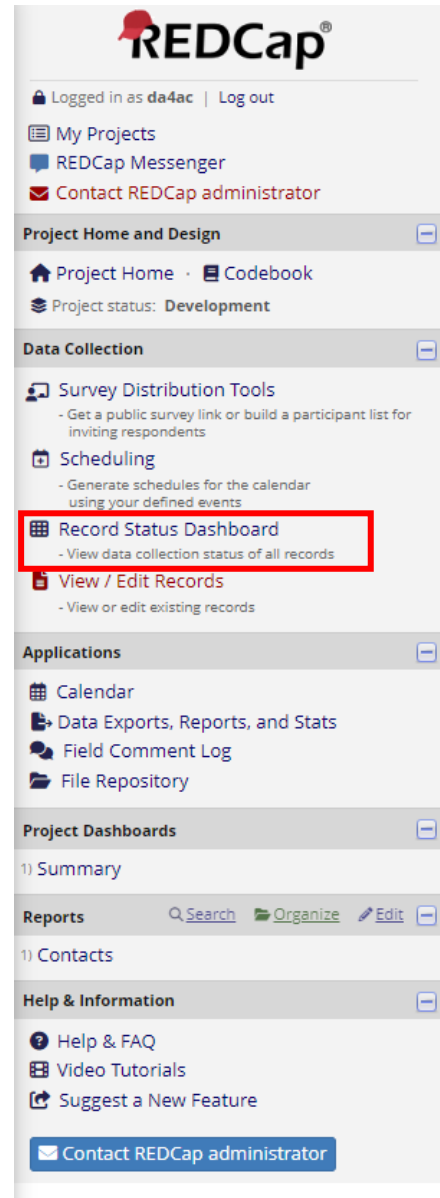
For those randomized to the MTM component, they will pick up their NRT at their first session. All other participants will pick up NRT at their pharmacy or it will be mailed by their pharmacy.

NRT prescriptions will include UVA QuitAid tailored materials with details on proper use and potential side effects.

NRT Distribution in REDCap

HOW TO ENTER INITIAL 4-WEEK NRT DISTRIBUTION IN REDCAP

Step 1. Login into REDCap and navigate to the “Record Status Dashboard” found on the left-hand menu under “Data Collection.”



Step 2. NRT Dispersal is located within the “Record Status Dashboard” tab: *Arm 2: Main*

Here you will find the two dispersal timepoints, however the image below highlights the initial NRT distribution.

Arm 1: Interest		Arm 2: Main		Arm 3: QuitAid		Arm 4: Quitline		Arm 5: QuitAid & Quitline		Arm 6: No Counseling	
Record ID	Repeatable Events	4wk NRT	Additional 4wk NRT	Incentives	Quit Status						
	Contact Update	Dispersal	Dispersal	All Incentives	Smokerlyzer						
109001	<input checked="" type="radio"/>	<input type="radio"/>	<input type="radio"/>	<input type="radio"/>	<input type="radio"/>						
109002	<input checked="" type="radio"/>	<input checked="" type="radio"/>	<input type="radio"/>	<input type="radio"/>	<input type="radio"/>						
109003	<input checked="" type="radio"/>	<input checked="" type="radio"/>	<input type="radio"/>	<input type="radio"/>	<input type="radio"/>						
109004	<input checked="" type="radio"/>	<input type="radio"/>	<input type="radio"/>	<input type="radio"/>	<input type="radio"/>						
109005	<input checked="" type="radio"/>	<input checked="" type="radio"/>	<input type="radio"/>	<input type="radio"/>	<input type="radio"/>						

Step 3. You will only be able to click on the radio button for the additional NRT distribution (“Additional 4wk NRT”) if the participant is randomized to receive it.

The page for the NRT distribution will look like the image below. All patients will qualify for the first 4 weeks of NRT.

4wk NRT Dispersal

Save & Exit Form
 Save & ...
 - Cancel -

QuitAid	Quitline	SmokeFreeTxt	+4 Weeks NRT (8 total)	NRT Lozenge (4 weeks)	NRT Patch (4 weeks)
YES	NO	NO	NO	NO	YES

Mobile Phone: (434) 555-1239 Phone 2: (434) 555-9876

Email: ah1@gmail.com

First Name: Alexander Last Name: Hamilton



	NRT Patch	NRT Lozenge
Assigned to Receive	YES	NO
Date Filled	01-03-2024 <input type="text"/> Today M-D-Y	
NRT Picked Up?	<input type="radio"/> Yes <input type="radio"/> No reset	
NRT Restocked?		
Insurance	<input checked="" type="radio"/> Yes <input type="radio"/> No reset	
Insurance Type	<input type="checkbox"/> Insurance through a current or former employer or union (of you or another family member) <input type="checkbox"/> Insurance purchased directly from an insurance company (by you or another family member) <input checked="" type="checkbox"/> Medicare <input checked="" type="checkbox"/> Part C <input type="checkbox"/> Part D <input type="checkbox"/> Medicaid, Medical Assistance, or any kind of government-assistance plan for those with low incomes or a disability <input type="checkbox"/> TRICARE or other military health care <input checked="" type="checkbox"/> VA (including those who have ever used or enrolled for VA health care) <input type="checkbox"/> Any other type of health insurance or health coverage plan (specify) <input type="checkbox"/> Refused to Answer	
Amount Patient Liability <i>(Enter the exact amount in dollars and cents. Do not round.)</i>	<input type="text" value="20.41"/>	

The types of NRT available as a part of this trial are listed in the first row of the colorful chart, and the participant's assignments for NRT are listed in the second row underneath the types of NRT. In the example, **the patient should be given NRT patch, ONLY.**

QuitAid	Quitline	SmokeFreeTxt	+4 Weeks NRT (8 total)	NRT Lozenge (4 weeks)	NRT Patch (4 weeks)
YES	NO	NO	NO	NO	YES

Assigned to Receive	NRT Patch	NRT Lozenge
	YES	NO

Step 4. On the “Date Filled” line, you may click the “Today” button if you are distributing NRT on the same day that you are completing the REDCap form.

Date Filled	01-03-2024	 Today	M-D-Y	
-------------	------------	---	-------	--

Step 5. Record if NRT was picked up by the participant by selecting the appropriate radio button, “yes” or “no.”

There is also a section for you to note if NRT was also restocked (*this step will only appear if you have selected “No” for NRT Picked Up?*) Use your pharmacy’s best practices regarding restocking medication.

NRT Picked Up?	<input type="radio"/> Yes <input checked="" type="radio"/> No	reset
NRT Restocked?	<input type="radio"/> Yes <input type="radio"/> No	reset

Step 6. If the patient has insurance, include that information, along with how much financial responsibility the patient would have had to cover for the prescription.

- Enter both dollar and cent amounts in the free text entry block on REDCap.
 - Enter exact amounts accurately and do not round up or down (e.g., \$20.52 not \$21).

DO NOT CHARGE THE PATIENT FOR THIS NRT. The Project Lead at the pharmacy will be able to invoice the UVA study team for the cost of the NRT not covered by the participant’s insurance plan.

Insurance	<input checked="" type="radio"/> Yes <input type="radio"/> No reset
Insurance Type	<input type="checkbox"/> Insurance through a current or former employer or union (of you or another family member) <input type="checkbox"/> Insurance purchased directly from an insurance company (by you or another family member) <input checked="" type="checkbox"/> Medicare <input checked="" type="checkbox"/> Part C <input type="checkbox"/> Part D <input type="checkbox"/> Medicaid, Medical Assistance, or any kind of government-assistance plan for those with low incomes or a disability <input type="checkbox"/> TRICARE or other military health care <input checked="" type="checkbox"/> VA (including those who have ever used or enrolled for VA health care) <input type="checkbox"/> Any other type of health insurance or health coverage plan (specify) <input type="checkbox"/> Refused to Answer
Amount Patient Liability <i>(Enter the exact amount in dollars and cents. Do not round.)</i>	<input type="text" value="20.41"/>

Step 7. Next to “Complete?” Select “Complete” if the participant has successfully picked up their NRT.

Select “Incomplete” until a participant has successfully picked up their prescribed NRT, or until NRT Restocked? has been selected “Yes.” Save the form as “Complete” once one, or both, of these items have been fully resolved.

Be sure to click the button for “Save & Exit Form” before leaving the page.

Complete?

Complete ▾

Save & Exit Form Save & Stay ▾

- Cancel -

Step 8. At the first NRT distribution (4 week), give the participant a \$5 gift card to cover the Baseline Survey completion. Ensure the patient signs the distribution log at the time they receive the gift card and visit the “All Incentives” Instrument on *Arm 2: Main* to log the distribution.

There is a reminder at the bottom of the NRT distribution form to help remember this step:

NOTE to PHARMACIST: Please be sure to visit the 'All Incentives' Instrument on Arm 2 and record that you distributed \$5 gift card.

NOTE to PHARMACIST: NRT status has been entered, please change the form status to 'Complete' before exiting!!!

Arm 1: Interest Arm 2: Main Arm 3: QuitAid Arm 4: Quitline Arm 5: QuitAid & Quitline Arm 6: No Counseling

Record ID	Repeatable Events	4wk NRT	Additional 4wk NRT	Incentives	Quit Status
	Contact Update	Dispersal	Dispersal	All Incentives	Smokerlyzer
109001	<input checked="" type="radio"/>	<input checked="" type="radio"/>	<input type="radio"/>	<input type="radio"/>	<input type="radio"/>
109002	<input checked="" type="radio"/>	<input checked="" type="radio"/>	<input type="radio"/>	<input type="radio"/>	<input type="radio"/>
109003	<input checked="" type="radio"/>	<input checked="" type="radio"/>	<input type="radio"/>	<input type="radio"/>	<input type="radio"/>
109004	<input checked="" type="radio"/>	<input checked="" type="radio"/>	<input type="radio"/>	<input type="radio"/>	<input type="radio"/>

Step 9. Click on the radio button in the “Incentives” column for the specific participant you need to log for the gift card distribution.

Arm 1: Interest Arm 2: Main Arm 3: QuitAid Arm 4: Quitline Arm 5: QuitAid & Quitline Arm 6: No Counseling

Record ID	Repeatable Events	4wk NRT	Additional 4wk NRT	Incentives	Quit Status
	Contact Update	Dispersal	Dispersal	All Incentives	Smokerlyzer
109001	<input checked="" type="radio"/>	<input checked="" type="radio"/>	<input type="radio"/>	<input type="radio"/>	<input type="radio"/>
109002	<input checked="" type="radio"/>	<input checked="" type="radio"/>	<input type="radio"/>	<input type="radio"/>	<input type="radio"/>
109003	<input checked="" type="radio"/>	<input checked="" type="radio"/>	<input type="radio"/>	<input type="radio"/>	<input type="radio"/>
109004	<input checked="" type="radio"/>	<input checked="" type="radio"/>	<input type="radio"/>	<input type="radio"/>	<input type="radio"/>







The participants “All Incentives” Instrument will look like the image

All Incentives


Editing existing Record ID 109001.

Event: Incentives (Arm 2: Main)

Record ID 109001

Checkpoint	Complete?	GC Amount	Date Distributed	Comment
NRT Dispersal/Baseline Surveys	Yes	\$5	<input type="text"/> Today M-D-Y 	<input type="text"/>
M1FU Surveys	No	\$10	<input type="text"/> Today M-D-Y 	<input type="text"/>
M2FU Surveys	No	\$15	<input type="text"/> Today M-D-Y 	<input type="text"/>
M3FU Surveys	No	\$20	<input type="text"/> Today M-D-Y 	<input type="text"/>
M6FU Surveys	No	\$25	<input type="text"/> Today M-D-Y 	<input type="text"/>
Smokerlyzer	No	\$25	<input type="text"/> Today M-D-Y 	<input type="text"/>

Form Status

Complete? Incomplete 


Step 10. On the “Date Distributed” column, you may click the “Today” button if you are logging the gift card distribution on the same day you distributed it to the participant and log any comments if needed.

All Incentives

Editing existing Record ID **109001**.

Event: **Incentives (Arm 2: Main)**

Record ID 109001

Checkpoint	Complete?	GC Amount	Date Distributed	Comment
NRT Dispersal/Baseline Surveys	Yes	\$5	<input type="text"/> Today M-D-Y	<div style="border: 1px solid gray; padding: 5px;">  </div> <div style="text-align: right; font-size: small;">Expand</div>

Step 11. Next to “Complete?” Select “Complete” from the drop-down menu and click the button for “Save & Exit Form.”

Complete?	<div style="border: 1px solid red; padding: 5px;"> <div style="display: flex; align-items: center;"> ⌵ <input type="text" value="Complete"/> </div> <div style="display: flex; justify-content: space-around; margin-top: 10px;"> Save & Exit Form Save & Stay ⌵ </div> <div style="margin-top: 10px; text-align: center;"> - Cancel - </div> </div>
-----------	---

HOW TO ENTER ADDITIONAL 4-WEEK NRT DISTRIBUTION IN REDCAP

Step 1. Additional 4-Week NRT dispersal is also located within the “Record Status Dashboard” tab: *Arm 2: Main*

The image below highlights the additional NRT distribution.

Arm 1: Interest						Arm 2: Main						Arm 3: QuitAid						Arm 4: Quitline						Arm 5: QuitAid & Quitline						Arm 6: No Counseling					
Record ID	Repeatable Events		4wk NRT		Additional 4wk NRT		Incentives		Quit Status																										
	Contact Update	Dispersal	Dispersal	Dispersal	All Incentives	Smokerlyzer																													
109001	<input checked="" type="radio"/>	<input checked="" type="radio"/>	<input type="radio"/>	<input type="radio"/>	<input type="radio"/>	<input type="radio"/>																													
109002	<input checked="" type="radio"/>	<input checked="" type="radio"/>	<input type="radio"/>	<input type="radio"/>	<input type="radio"/>	<input type="radio"/>																													
109003	<input checked="" type="radio"/>	<input checked="" type="radio"/>	<input type="radio"/>	<input type="radio"/>	<input type="radio"/>	<input type="radio"/>																													
109004	<input checked="" type="radio"/>	<input checked="" type="radio"/>	<input type="radio"/>	<input type="radio"/>	<input type="radio"/>	<input type="radio"/>																													

Step 2. Notice how participants 109003 and 109004 have a radio button in “Additional 4wk NRT” column, but participants 109001 and 109002 do not. That is because 109003 and 109004 were randomized to receive the Additional 4-Week NRT, while the others were randomized to only receive the initial 4-Week NRT.

If a participant is randomized to receive the additional 4-week NRT, their “Additional 4wk NRT” radio button will not appear until 4 weeks have elapsed from the initial 4-Week NRT dispersal.

Arm 1: Interest						Arm 2: Main						Arm 3: QuitAid						Arm 4: Quitline						Arm 5: QuitAid & Quitline						Arm 6: No Counseling					
Record ID	Repeatable Events		4wk NRT		Additional 4wk NRT		Incentives		Quit Status																										
	Contact Update	Dispersal	Dispersal	Dispersal	All Incentives	Smokerlyzer																													
109001	<input checked="" type="radio"/>	<input checked="" type="radio"/>	<input type="radio"/>	<input type="radio"/>	<input type="radio"/>	<input type="radio"/>																													
109002	<input checked="" type="radio"/>	<input checked="" type="radio"/>	<input type="radio"/>	<input type="radio"/>	<input type="radio"/>	<input type="radio"/>																													
109003	<input checked="" type="radio"/>	<input checked="" type="radio"/>	<input type="radio"/>	<input type="radio"/>	<input type="radio"/>	<input type="radio"/>																													
109004	<input checked="" type="radio"/>	<input checked="" type="radio"/>	<input type="radio"/>	<input type="radio"/>	<input type="radio"/>	<input type="radio"/>																													

The page for the additional 4-week NRT distribution will look like the image below.

Additional 4wk NRT Dispersal



QuitAid	Quitline	SmokeFreeTxt	+4 Weeks NRT (8 total)	NRT Lozenge (4 weeks)	NRT Patch (4 weeks)
YES	NO	YES	YES	YES	YES

Mobile Phone: (434) 555-4646 Phone 2: _____

Email: rosallynn@email.test

First Name: Eleanor Last Name: Carter


Do not disperse the second round of NRT before : 11-29-2023

	NRT Patch	NRT Lozenge
Assigned to Receive	YES	YES
Date Filled	<input type="text"/>  Today M-D-Y	<input type="text"/>  Today M-D-Y
NRT Picked Up?		
NRT Restocked?		
Insurance		
Insurance Type		
Amount Patient Liability <i>(Enter the exact amount in dollars and cents. Do not round.)</i>		

NOTE to PHARMACIST: When exiting this form, only save the status as 'Complete' once all eligible NRT is either picked up by the participant or has been restocked. Save as 'Incomplete' until this time.

Form Status

Complete?

 Complete ▾

Save & Exit Form

Save & ... ▾

- Cancel -

The types of NRT available as a part of this trial are listed in the first row of the colorful chart, and the participant’s assignments for NRT are listed in the second row underneath the types of NRT. In the example, **the patient should be given the additional 4-week NRT.**

Additional 4wk NRT Dispersal

QuitAid	Quitline	SmokeFreeTxt	+4 Weeks NRT (8 total)	NRT Lozenge (4 weeks)	NRT Patch (4 weeks)
YES	NO	YES	YES	YES	YES

Do not disperse the second round of NRT before : 11-29-2023

Assigned to Receive	NRT Patch YES	NRT Lozenge YES
---------------------	------------------	--------------------

Step 3. On the ‘Date Filled’ line, you may click the “Today” button if you are distributing NRT on the same day that you are completing the REDCap form.

There are two sections for calendars because this participant gets both the Patch and the Lozenge, and they might be filled on different dates based on inventory.

Date Filled	<input type="text"/> Today M-D-Y	<input type="text"/> Today M-D-Y
-------------	----------------------------------	----------------------------------



Step 4. Record if NRT was picked up by the participant by selecting the appropriate radio button, “yes” or “no.”

There is also a section for you to note if NRT was also restocked (*this step will only appear if you have selected “No” for NRT Picked Up?*) Use your pharmacy’s best practices regarding restocking medication.

NRT Picked Up?	<input type="radio"/> Yes <input checked="" type="radio"/> No reset
NRT Restocked?	<input type="radio"/> Yes <input type="radio"/> No reset

Step 5. Next to “Complete?” Select “Incomplete” until a participant has successfully picked up their prescribed NRT, or until NRT Restocked? has been selected “Yes.” Save the form as “Complete” once one, or both, of these items have been fully resolved. For both options click the button for “Save & Exit Form” before leaving the page.

Complete?	Complete ▾
	Save & Exit Form Save & Stay ▾ - Cancel -